

ARRIVAL GUIDE 2023



Brunel
University
London

Pathway
College



Welcome to Brunel Pathway College



Hello

Welcome to Brunel University London Pathway College – we're really excited to welcome you to the Brunel community. You're probably feeling nervous, excited and full of anticipation. We think you're going to love being part of Brunel and we want to make your first steps as easy as possible, so we've put together a useful guide to help you settle in and feel prepared to start your studies.

Check out this guide for helpful tips, handy dates to remember and where to find support. We're here to help you have the best university experience possible.

Your handy checklist

- ☐ Complete your Brunel registration online via eVision
- ☐ Book and complete your document checking with the Pathway College
- ☐ Book and receive your academic timetable with the Pathway College
- ☐ Get your devices connected to our network
- ☐ Manage your finances
- ☐ Get to know how we can support you
- ☐ Find out about the online learning tools we use
- ☐ Sign up for a Brunel Buddy
- ☐ Become part of our campus community

Dates for your diary

Monday, 16 January: Welcome Week

Monday, 23 January: Teaching Begins

Head to pathway.brunel.ac.uk/Welcome%20Week
to find out more about starting at Brunel.

Get ready for your welcome

Welcome Week is where your journey begins. This week runs from Monday 16 January September – Friday 20 January and is a programme of fun events, talks and activities to help you find your feet and get ready to study.

Welcome Week activities

We have a number of events taking place during our Welcome Week to settle you into your studies at the Pathway College.

From a games night to a movie evening and sports activities, we have a range of events planned to kickstart your semester with your fellow peers.

We will also be holding course specific and welcome talks from the different university departments which will be a great opportunity for you to meet your lecturers and find out more about what the university has to offer.

We look forward to meeting you in the Pathway College soon! To find out the full events schedule for our Welcome Week, please click on the link below:

pathway.brunel.ac.uk/Welcome%20Week

**Keep up to date with Welcome Week events by heading to
pathway.brunel.ac.uk/Welcome%20Week**



Preparing for your Studies

Starting university is a significant step in your life and we're here to make the transition as smooth and enjoyable as possible, so we're running a number of induction programmes on campus, to prepare you for university life.

Making the most of university

Starting on Monday, 16 January, you'll be able to join a range of helpful sessions designed to help you make the most of your time at Brunel.

Sessions include: making the most of your university social life, how to reference properly, how to find part-time work and more.

Join as many sessions as you'd like – you can book on to sessions by heading to **<https://pathway.brunel.ac.uk/launchpad>**

How your course will be delivered

We are very mindful of how much Covid will have impacted your learning. We'll be doing everything we can to support you when you start with us in January. We know there is a desire for face-to-face teaching, and are currently working on plans to make sure we also capture best practice of our online learning offer.

The majority of your teaching will be through face-to-face lectures and seminars. Where appropriate we may deliver larger support classes to you online. On occasion, where your regular class cannot be taught in person due to unforeseen circumstances, we may take the option to deliver your class online. Each course is taught in a unique way, with a range of methods to suit your subject area.

Use our course finder **pathway.brunel.ac.uk/** to search for your course page, where you'll find more information on how your course will be delivered.



Become a Brunel student

Get on your way to becoming an official Brunel student by completing your registration process.

Stage 1: Register online with Brunel

Head to our online student portal (eVision) and complete the online registration:

- 1 Log in to **evision.brunel.ac.uk** using your seven-digit student number and date of birth in a six-digit format (DDMMYY).
- 2 Complete all sections under 'My Checklist' – this includes your personal details and fee payment information.
- 3 Upload a copy of your passport.
- 4 Once you have completed 'My Checklist' and uploaded your documents, we'll review them. If for any reason your documents are declined, you'll be notified in 'My Checklist'.

Stage 2: Complete your Pathway College registration

Stage 2 of the registration process will be to complete your registration with the Pathway College. You will be required to book an appointment to complete your documents checks. Once completed, you will then receive your academic timetable.

Your Student ID card and teaching timetable

We can post your Student ID to your home address, or you can collect it when you arrive. Just select your preferred option when you register online.

Once you have registered, you'll have access to your Brunel Network account and be able to view your Brunel email and more. You will be able to view your academic timetable via the Pathway College Student Portal by visiting axis.navitas.com and clicking on the timetable tile.

**If you need any help with your online registration, head to
pathway.brunel.ac.uk/registration**



**“ I remember feeling welcomed
from my first day. I feel very
fortunate to have met a diverse
range of people and I’ve formed
some lifelong friendships. ”**



Arriving on campus

Your accommodation

You can apply for our accommodation here:

accom.brunel.ac.uk/apply

All of our halls of residence are on campus, so you're never more than a 10-minute walk from all the study, social and sporting facilities you need.

Moving in to halls

When you arrive on campus, head to Concourse Hall where the Student Living team will greet you. They'll confirm your arrival, issue your keys and provide you with supporting information.

Your ResLife Ambassadors (RAs)

We have a team of current students who are here to help. All our RAs have first-hand experience of life in halls and are able to support you and provide all the information you need whilst living on campus. They'll be organising events throughout Welcome Week and during the first few weeks of term, so you'll have plenty of opportunities to meet new students.

You can follow our RAs on Instagram **@brunel_ras**



What to bring

Housing Equipment

If you're staying in on-campus accommodation, we have a range of housing equipment that's included in your payment. These include:

- laundry facilities
- microwave
- toaster
- two pillows and a duvet
- oven

You'll need to bring your own kitchen utensils, bedding covers and other homely items. These can be purchased for a reasonable price in shops near campus, or via UniKitOut.

UniKitOut

We have teamed up with UniKitOut – the UK's #1 provider of student starter kits – to make moving into your new place as easy as possible. Simply select and customise your kit, then get it delivered to your halls.

For more information, visit **unikitout.com**. Don't forget to use the promo code: BRUNEL10 to receive a 10% discount on your order.

Living off-campus

If you're planning on staying at home or living off-campus, there are plenty of facilities available on campus for you to use. We have a kitchen in the Howell Building, and lockers onsite to make life easier for you. There are also plenty of other spaces on campus where you can study or hang out with friends.

We want you to get the most out of your time at Brunel, regardless of where you're living.

**Apply for your accommodation by heading to
accom.brunel.ac.uk/apply**

Get connected

All students can access Wi-Fi across campus, download Microsoft Office software for free and access our Library PCs 24/7 during term time.

Set up your devices and Brunel Network account

Once you've registered, you'll be given a Brunel Network account which consists of a username and password. Your network account provides access to: Office 365 Webmail, 24/7 access to printers (term-time), access to Dropoff Storage and other Microsoft applications.

To set up your account password, select 'My Brunel Network account' under the 'My Checklist' section on eVision. Here you'll find your username and be asked to create a password. If you have any problems, you can:

- Call the Service Desk on 01895 265 888: lines are open Monday – Friday from 8am – 5pm.
- Visit the IT Support Office (located in the foyer of the Bannerman Centre): open Monday – Friday from 9am – 7pm and Saturday – Sunday from 12pm – 7pm.
- Ask a friend with a network account to log a ticket on your behalf via the IT Help Portal.

Registering your devices

To make the most of your studies at Brunel, a laptop will be useful.

You'll need to register your devices via the Connect Portal on the intranet, so you can access campus Wi-Fi as soon as you arrive. You'll be asked to log in using your network username and password.

Online learning tools


We have free online tools that you'll be using during your teaching this year.

Moodle is our virtual learning environment (VLE). You'll see all your modules here and find content including lecture slides and discussion boards. We also use a system called WISEflow which you'll use to submit coursework and take online exams.

Microsoft Teams and Zoom will be available for video calls and messaging with lecturers, friends and study groups.

You'll find out more about using these tools during Welcome Week.

For more IT support, head to
students.brunel.ac.uk/campus/it-at-brunel





“ Make a budget spreadsheet which includes your necessities like housing, food and transportation. Whatever is left can be used as disposable income. ”

Managing your finances

If you're taking out a student loan to cover your living costs and tuition fees, you'll need to make sure you have applied and updated your university choice before you arrive. You can do this at gov.uk/studentfinance

Financial advice

The Advice and Representation Centre based in the Hamilton Centre can advise you on any financial queries and funding information. Visit brunelstudents.com/adviceservice for more information.

To help you understand your finances, we have teamed up with Blackbullion – an online money advice and guidance service. You can learn about taxes, savings and use their free budgeting calculator and student loan repayment estimator. You'll need to register using your Brunel email address at blackbullion.com

Insurance

We strongly advise you to insure your personal belongings against damage or loss, particularly electronic equipment.

Working whilst you study

Getting a part-time job is a great way to earn some money, as well as giving you valuable work experience and learning new skills. Our Job Shop can help you find part-time opportunities on and off campus. Find out more at students.brunel.ac.uk/workwhileyoustudy

You can also speak to the Professional Development Centre (PDC) about applying for part-time jobs, CV checking and careers advice. Find out more at brunel.ac.uk/pdc

For more information on managing your finances, visit
students.brunel.ac.uk/finances

Supporting you

Starting university is a significant step in your life and we're here to help you throughout your time at Brunel. If you need any advice, or want to access our welfare and wellbeing services, your student services have it covered.

Pathway College Student and Academic Services Team

Throughout your studies with the Pathway College you will have access to the Student and Academic Services Team. This team will be your first point of call to answer any questions you may have and provide support as and when required. The Student and Academic Services Team are based on the Ground Floor of the Russell Building and are available Monday to Friday, from 9am to 5pm.

Student Centre

The Student Centre is located in the Howell building. The team can help you with any non-academic enquiries, ranging from registration and finance, to visa applications and much more. They also provide a wide range of welfare support, including the Disability and Dyslexia Service, money and budgeting advice and the Counselling and Mental Wellbeing Service. There's also a dedicated officer that supports students who are estranged from their family, a care leaver or have caring responsibilities.

Brunel Help

Brunel Help is your go-to portal to quickly find help and support online. You can search for answers to your questions, raise a new query or speak to a member of staff through Live Chat. Visit students.brunel.ac.uk/brunel-help for more information.

Additional support for getting settled

To help you get settled into university life smoothly, we're delivering a range of programmes during Welcome Week.

Mind the Gap

This two-day programme is aimed at students who consider themselves to have a specific learning difficulty, mental health condition, long-term health condition, physical or sensory disability or autism.

This programme provides additional support to prepare for university life such as applying for Disabled Students Allowance (DSA), taster sessions and workshops. You can also get a head start with making arrangements for reasonable adjustment to support your studies or on-campus accommodation.

For more information about our Mind the Gap programme, visit students.brunel.ac.uk/welcomeactivities

HeadStart

This three-day programme is aimed at mature students, students with disabilities, care leavers and Sanctuary Scholars.

This programme focuses on the developing your independent academic skills and what you can expect from the academic year. The programme will also show you how to handle challenges that may occur during your studies.

For more information about our HeadStart programme, visit **students.brunel.ac.uk/welcomeactivities**

Medical Centre

The Medical Centre offers general medical care to all Brunel students living on-campus, or within our extensive practice area.

If you're away from home and away from your existing doctor, it's really important for you to register with us whilst you're studying here, so we can look after you if you're unwell.

Registering with us is easy. You just need to provide us with some information and complete the health questionnaire via **brunel.ac.uk/medical-centre**

Academic support

There's a wide variety of support available to you whilst you're studying at Brunel, from your dedicated Taught Programmes Office (TPO) to your Personal Tutor. The University also has an Academic Skills Service which will help you develop the skills required for university. You'll be allocated your Personal Tutor within the first couple of weeks.

It's important that you attend your academic induction day as you'll be given all the information you need by academic staff, meet your peers and have plenty of opportunity to ask questions.

**Find out more about all the support available at Brunel
by visiting students.brunel.ac.uk/support**

Settling in

We know starting uni may feel a little daunting. With over 15,000 students studying here, there are lots of ways to make friends and meet new people. Whether it's through your studies, by joining a club or through events, there are plenty of ways to get to know your fellow students. We also have a whole range of activities planned to help you adjust and settle in.

Making new friends

Many students feel anxious about making friends when they come to university but it's important to remember that you're all in the same boat. Welcome Week is a great opportunity to meet new people, and our campus has plenty of places to meet and hang out. If you're living on campus, your accommodation means you'll meet a number of new people, the moment you move in. Bring something along to prop your door open to encourage your new flatmates to pop in and say 'hi'.

Don't forget to find out about all the extra-curriculars, sports clubs, societies and more available to join at Brunel.

Maheen, a current Psychology student at Brunel, has plenty of tips on making new friends. You can read about Maheen's experience settling in by heading to **brunel.ac.uk/makingfriends**

Brunel Buddies

Ease yourself into life at Brunel by signing up for a buddy at **buddies.brunel.ac.uk**

Your buddy will be a second or third-year student who can answer any of your questions about life on-campus during your first few weeks. We have over 120 Brunel Buddies who come from a range of backgrounds and courses. Your buddy will be able to help and answer any questions you have on life at Brunel.

If you need any help with your online registration, head to **students.brunel.ac.uk/beforeyouarrive**

Become a volunteer

A rewarding way of expanding and developing your skills is to become a Brunel Volunteer. Our students have a long history of volunteering to help the community, local charities and not-for-profit organisations. There are a huge range of schemes you can get involved in, both on and off campus. Find out more at **brunel.ac.uk/volunteers**


Your Student Union

Working together with the Union of Brunel Students – an independent organisation run by elected officers on behalf of Brunel students – the University and the Union aims to offer an array of events, activities and amenities designed to help you settle into university life, meet new people and make the most of your time with us.


Inclusion and representation is at the heart of the Union, where students are encouraged to take an active part in the organisation. There are many ways to do this, such as joining a club, taking part in sporting activities or becoming a member of a society. You can also look to become a course representative, stand in the annual SU elections and provide feedback on your student experience.

To find out more about the Union, head to **brunelstudents.com** and follow **@brunelstudents** on Instagram to catch all the latest news and events. You can also find out more about Team Brunel, the Union's student sports clubs, by following **@officialteambrunel**

The Union are currently in the process of confirming sports club taster sessions at the moment, but a full list will be available nearer the start of term.



“ Having a Brunel Buddy made me feel much more confident and less overwhelmed with everything when I arrived. ”



Join our community

We're really looking forward to welcoming you to our Brunel family.

You can keep up to date with everything that's going on by following all our social channels:



@pathway.brunel



@bruneluni



@PathwayBrunel



/Pathway.Brunel

Share a picture of your Welcome packs with us by tagging **#BrunelPathway**





#DiscoverBrunel

brunel.ac.uk/pathwaycollege

London Brunel International College Ltd. trading as
Brunel University London Pathway College

Russell Building
Kingston Lane
Uxbridge
Greater London
UB8 3PH

T +44 (0)1895 265540

E info@pathway.brunel.ac.uk

Company Number 05171106;
Registered in England and Wales.

The information contained in this guide is correct at the time of publication; however, London Brunel International College Ltd. trading as Brunel University London Pathway College reserves the right to alter, amend or delete details at any time without notice. This guide is provided free of charge. Published September 2022. BPC220812-1023 0922_AW



Brunel University London Pathway
College is part of the Navitas Group.